

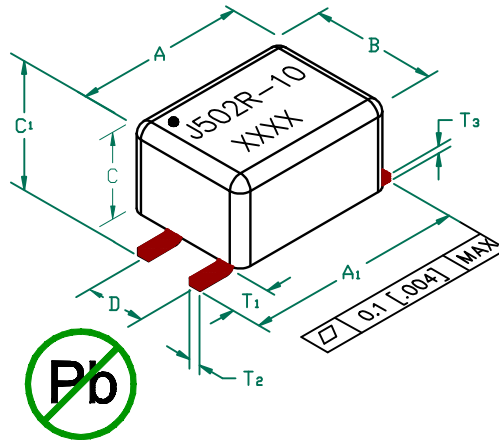


# CC2824J502R-10

**UNCONTROLLED DOCUMENT**

ELECTRICAL SPECIFICATION @ 25°C  
OPERATING TEMPERATURE RANGE: -40°C TO +125°C

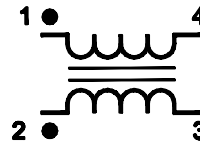
PARAMETER SYMBOL	TEST LEADS	CONDITIONS	REQUIREMENTS		
			MIN	TYP	MAX
Lp (μH)	1-4/2-3	@ 100KHz/ 50mV	3.5	5	6.5
L LEAKAGE (μH)	1-4 (s' 2-3)	@ 100KHz/ 50mV		0.05	
TRP			1 : 1 +/- 5%		
DCR (Ω)	1-4/2-3			0.10	0.13
Hi-pot	wdg-wdg	(Vac) .5mA, 2sec.	250		
I (mA)					1200



PHYSICAL DIMENSIONS:

A	7.50 [ .295 ]	±	MAX.
A <sub>1</sub>	9.00 [ .354 ]	±	0.40 [ .016 ]
B	5.50 [ .217 ]	±	MAX.
C	3.80 [ .150 ]	±	MAX.
C <sub>1</sub>	4.90 [ .193 ]	±	MAX.
D	2.54 [ .100 ]	±	0.10 [ .004 ]
T <sub>1</sub>	1.75 [ .069 ]	±	TYP.
T <sub>2</sub>	0.50 [ .020 ]	±	0.10 [ .004 ]
T <sub>3</sub>	0.30 [ .012 ]	±	0.10 [ .004 ]

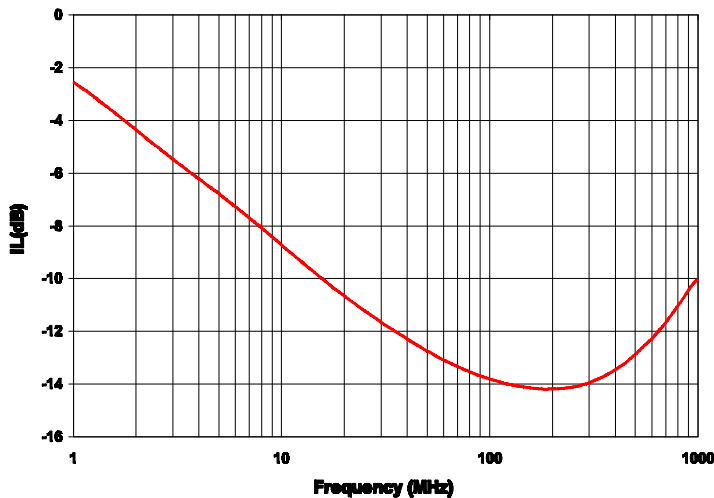
WEIGHT/1000 0.28 kgs [.62 Lbs]



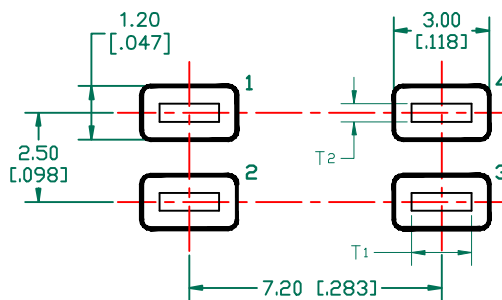
NOTES: UNLESS OTHERWISE SPECIFIED

1. TAPED AND REELED ON 13" REELS, 1500 PCS/REEL.
2. OPEN BOTTOM CONSTRUCTION.

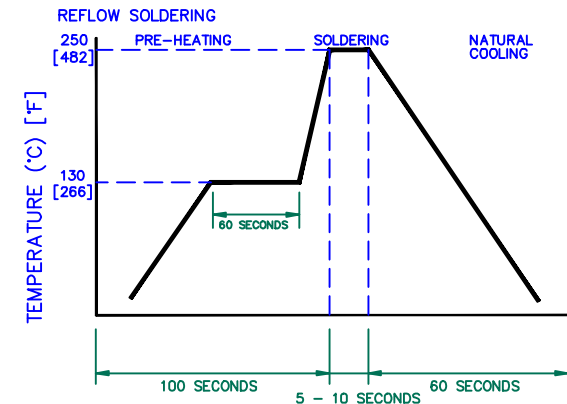
Typical Insertion Loss @ 50 ohm



LAND PATTERNS FOR REFLOW SOLDERING



RECOMMENDED SOLDERING CONDITIONS



DIMENSIONS ARE IN mm [INCHES].

THIS DOCUMENT CONTAINS INFORMATION WHICH IS PROPRIETARY AND CONFIDENTIAL TO STEWARD. NO PRODUCTION OR PUBLICATION OF THIS DOCUMENT IN WHOLE OR IN PART SHALL BE MADE WITHOUT WRITTEN AUTHORIZATION FROM STEWARD.



PROJECT/PART NUMBER:	REV	PART TYPE:	DRAWN BY:
CC2824J502R-10	B	ASSEMBLY	JRK
DATE:	SCALE:	NTS	SHEET:
06/09/05			2 of 2
CAD #	TOOL #		
CC2824J502R-10-B	-		

REV	DESCRIPTION	DATE	INT
B	UPDATE COMPANY LOGO	05/10/07	JRK
A	ORIGINAL DRAFT	06/09/05	JRK